

Cooper Bussmann

[Homepage](#)[About Cooper Bussmann](#)[Contact Us](#)[Privacy](#)[Legal](#)[Cooper Bussmann® Brand](#)[Site Map](#)

6125FA1.5A

Product Information

Product Type:	Fuse
Product Family:	Electronic

Description

- Fast Acting Surface Mount Fuse
- Complies with the EIA-IS-722 Standard
- Solder Immersion Compatible
- Overcurrent protection of systems up to 125VAC/DC
- Wire-in-air design

ELECTRICAL CHARACTERISTICS	
% of Amp Rating	Opening Time
100%	4 Hours Minimum
200%	5 Seconds Maximum

Agency Information

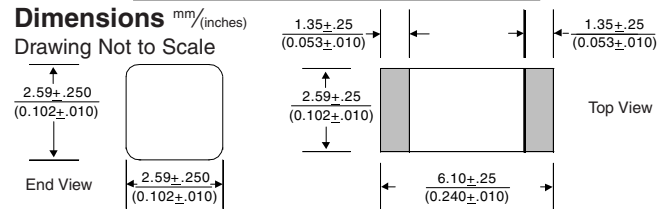

- UL Listed Guide and File Numbers (250mA-12A): JDYX & E19180
- UL Recognized Guide and File Numbers (15A): JDYX2 & E195337
- CSA Component Acceptance: 053787 C 000 & Class No: 1422 30

Environmental Data

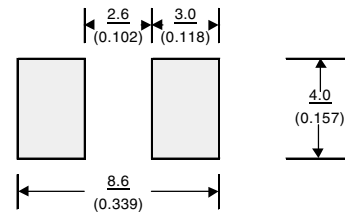
- Shock: MIL-STD-202, Method 213, Test Condition 1 (100 G's peak for 6 milliseconds)
- Vibration: MIL-STD-202, Method 201 (10-55 Hz, 0.06 inch, total excursion)
- Salt Spray: MIL-STD-202, Method 101, Test Condition B (48 hrs)
- Insulation Resistance: MIL-STD-202, Method 302, Test Condition A (After Opening) 10,000 ohms minimum
- Resistance to Solder Heat: MIL-STD-202, Method 210, Test Condition F (20 sec, at 260° C)
- Thermal Shock: MIL-STD-202, Method 107, Test Condition B (-65° C to +125° C)

Ordering

- Specify product and packaging code



Land Pattern



Soldering Method

- Wave Solder: 260°C, 10 sec max. (MIL-STD-202, Method 210)
- Infrared Reflow: 260°C, 30 sec max.

SPECIFICATIONS

Product Code	Voltage Rating			Interrupting Rating*			Resistance (ohms)**	Typical Melt I ^{††}	Typical Voltage Drop (V)‡
	AC	DC	DC	125V AC	125V DC	86V DC			
6125FA250mA	125V	125V	86V	50A	300A	10,000A	0.65	0.01	0.30
6125FA375mA	125V	125V	86V	50A	300A	10,000A	0.36	0.03	0.25
6125FA500mA	125V	125V	86V	50A	300A	10,000A	0.24	0.06	0.22
6125FA750mA	125V	125V	86V	50A	300A	10,000A	0.15	0.07	0.17
6125FA1A	125V	125V	86V	50A	300A	10,000A	0.11	0.14	0.17
6125FA1.25A	125V	125V	86V	50A	300A	10,000A	0.09	0.24	0.16
6125FA1.5A	125V	125V	86V	50A	300A	10,000A	0.07	0.41	0.15
6125FA2A	125V	125V	86V	50A	300A	10,000A	0.05	0.80	0.15
6125FA2.5A	125V	125V	86V	50A	300A	10,000A	0.038	1.4	0.14
6125FA3A	125V	125V	86V	50A	300A	10,000A	0.028	2.4	0.13
6125FA3.5A	125V	125V	86V	50A	300A	10,000A	0.025	3.3	0.13
6125FA4A	125V	125V	86V	50A	300A	10,000A	0.022	4.4	0.13
6125FA5A	125V	125V	86V	50A	300A	10,000A	0.016	7.8	0.12
6125FA6.3A	125V	125V	86V	50A	300A	10,000A	0.012	14.0	0.12
6125FA7A	125V	125V	86V	50A	300A	10,000A	0.011	19.0	0.114
6125FA10A	125V	N/A	86V	50A	N/A	10,000A	0.007	44	0.107
6125FA12A	125V	N/A	86V	50A	N/A	10,000A	0.006	69	0.103
6125FA15A	N/A	N/A	86V	N/A	N/A	10,000A	0.004	124	0.098

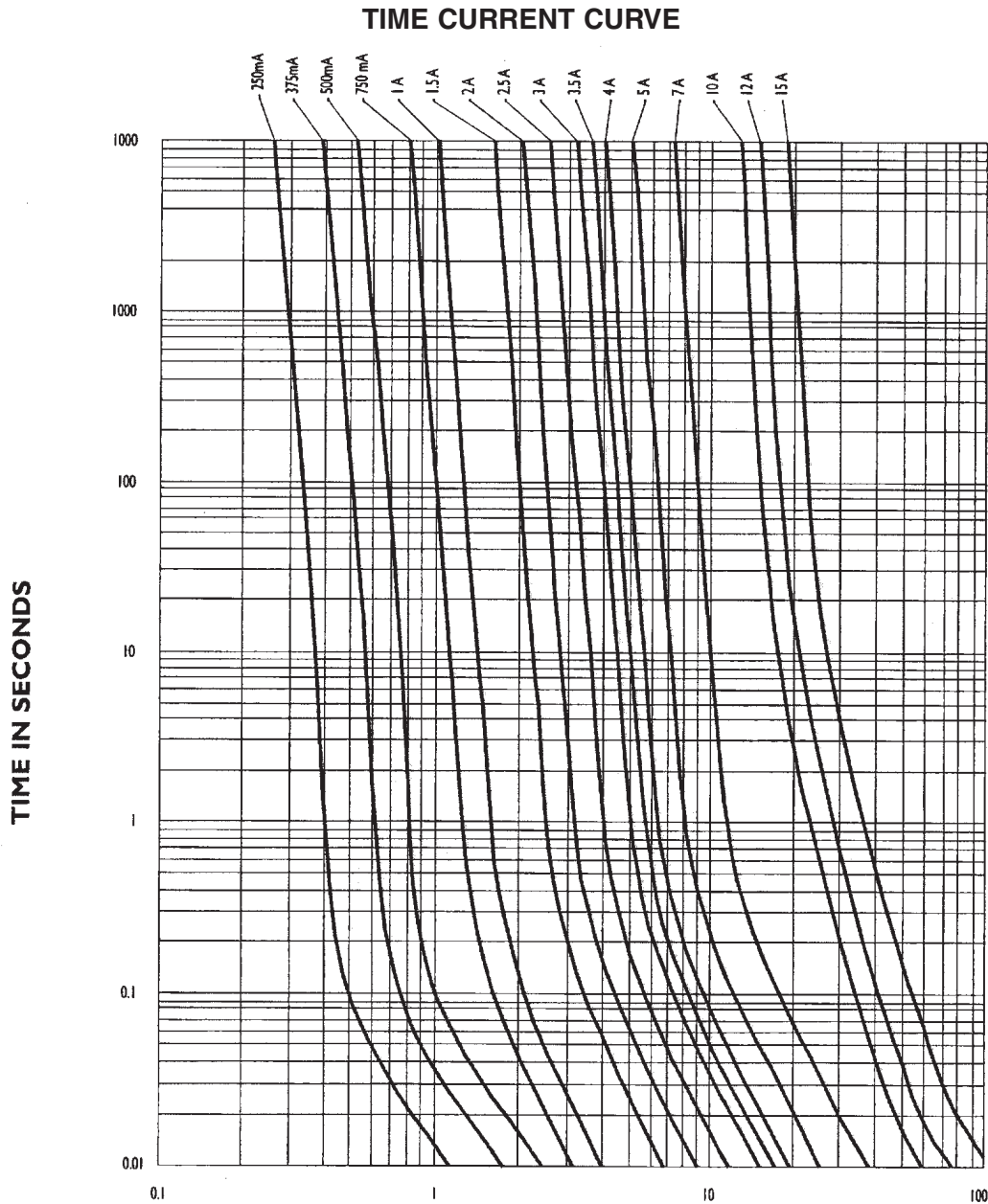
* AC Interrupting Rating (Measured at designated voltage, 100% power factor); DC Interrupting Rating (Measured at designated voltage, time constant of less than 50 microseconds, battery source)

** DC Cold Resistance (Measured at 10% of rated current)

† Typical Melting I^{††} (Measured with a battery bank at rated DC voltage, 10x-rated current, time constant of calibrated circuit less than 50 microseconds)

‡ Typical Voltage Drop (Measured at rated current after temperature stabilizes)

Device designed to carry rated current for four hours minimum. An operating current of 80% or less of rated current is recommended, with further derating required at elevated ambient temperatures.



PACKAGING CODE	
Packaging Code	Description
TR2	5,000 pieces of fuses on 12mm tape-and-reel on a 13 inch (330mm) reel per EIA Standard 481